

NEW FROM SOLAX

T-BAT-SYS-HV-S2.5



T-BAT-SYS-HV-S2.5

T-BAT HS5.0/T-BAT HS7.5/T-BAT HS10.0
T-BAT HS12.5/T-BAT HS15.0/T-BAT HS17.5
T-BAT HS20.0/T-BAT HS22.5/T-BAT HS25.0
T-BAT HS27.5/T-BAT HS30.0/T-BAT HS32.5

Features

HIGH-PERFORMANCE

- Max. 45A continuous charging and discharging current
- Unique battery heating technology, which is capable to work at low temperature

SAFE AND RELIABLE

- Reliable LFP battery cell
- IP65 for both indoor and outdoor installation
- Soft start protecting batteries and inverters from a sudden surge
- Cycle life > 6000 times

FLEXIBILITY

- 5.1-33.2kWh Wide capacity range
- Extendable during lifetime

EASY INSTALLATION

- Stackable modules, Easy and fast for single person installation
- Pre-wired communication cables for plug and play
- Remote diagnosis and update via inverter

info@solaxpower.com
service@solaxpower.com









Contact Us for More Informations

www.solaxpower.com
AU: +61 1300 476529
DE: +49 6142 4091664







Global: +86 571-56260008
UK: +44 2476 586998
NL: +31 (0) 852 737932

T-BAT-SYS-HV-S2.5

T-BAT HS5.0 T-BAT HS7.5 T-BAT HS10.0 T-BAT HS12.5 T-BAT HS15.0 T-BAT HS17.5

Technical Specification						
	2 modules	3 modules	4 modules	5 modules	6 modules	7 modules
Nominal Capacity [kWh]	5.1	7.6	10.2	12.8	15.3	17.9
Usable Energy (90% DOD) ^① [kWh]	4.6	6.9	9.2	11.5	13.8	16.1
Nominal voltage [V]	102.4	153.6	204.8	256	307.2	358.4
Operating voltage range [V]	90-116	135-174	180-232	225-290	270-349	315-406
Recommend Charge / Discharge Current ^② [A]	30					
Max. Charge / Discharge Current ^③ [A]	45					
Nominal Power ^④ [kW]	3.0	4.6	6.1	7.6	9.2	10.7
Max. Power ^④ [kW]	4.6	6.9	9.2	11.5	13.8	16.1
Depth of Discharge [%]	90					
Communication interface	RS485, CAN					
Dimension (Lx W x H) [mm]	510 x 365 x 498	510 x 365 x 635	510 x 365 x 773	510 x 365 x 910	510 x 365 x 1048	510 x 365 x 1185

T-BAT HS20.0 T-BAT HS22.5 T-BAT HS25.0 T-BAT HS27.5 T-BAT HS30.0 T-BAT HS32.5

Technical Specification						
	8 modules	9 modules	10 modules	11 modules	12 modules	13 modules
Nominal Capacity [kWh]	20.4	23	25.6	28.1	30.72	33.2
Usable Energy (90% DOD) [kWh]	18.4	20.7	23.0	25.3	27.6	29.9
Nominal voltage [V]	409.6	460.8	512	563.2	614.4	665.6
Operating voltage range [V]	360-465	405-522	450-580	495-636	540-695	585-750
Recommend Charge / Discharge Current [A]	30					
Max. Charge / Discharge Current [A]	45					
Nominal Power [kW]	12.2	13.8	15.3	16.8	18.4	19.9
Max. Power [kW]	18.4	20.7	23.0	25.3	27.6	29.9
Depth of Discharge [%]	90					
Communication interface	RS485, CAN					
Dimension (Lx W x H) [mm]	510 x 365 x 1323	510 x 365 x 1460	510 x 365 x 910 + 510 x 365 x 910	510 x 365 x 1048 + 510 x 365 x 910	510 x 365 x 1048 + 510 x 365 x 1048	510 x 365 x 1185 + 510 x 365 x 1048

T-BAT HS5.0~T-BAT HS32.5

BMS	
Model	TBMS-MCS0800
Dimensions (Lx W x H) [mm]	510 x 365 x 157
Weight [kg]	10
BATTERY MODULE	
Battery Model	TP-HS2.5
Battery Type	Li-ion (LFP)
Battery Module [kWh]	2.5
Dimensions (Lx W x H) [mm]	510 x 365 x 152
Weight [kg]	28
SERIES BOX	
Dimensions (L x W x H) [mm]	510 x 365 x 152
Weight [kg]	8.8
GENERAL SPECIFICATION	
Installation	Floor stand
Charge/discharge Temperature Range [°C]	0 to 53 (charge) (Without build-in heating function) -20 to 53 (discharge) -30 to 53 (charge/discharge)(Build-in heating function)
Max.operating altitude [m]	< 3000
Environment	Outdoor / Indoor (*Please refer to the user manual for installation condition)
Protection Degree	IP65
Relative humidity [%]	5-95%RH (non-condensing)
STANDARD AND CERTIFICATION	
Certification	IEC62619, IEC60730, IEC62040, CE, UN38.3

①Test conditions: 90% DOD, 0.2C charger & discharger @+25 °C

②Max. charge / discharge current may be variant with different inverter models

③Recommend / Max. Charging / Discharging Current* / Nominal / Max. Power*: Recommend / Max. charging/discharging current and Nominal / Max. power derating will occur related to Temperature and SOC.